

Model Number: CUIL.SC16

Product name: RF 11 Keys led dimmer

Products Specification



Product Description

This 11 keys Single color led dimmer adopt the RF wireless remote control, can adjust brightness infinitely to change the lights brightness. User could adjust the light to the appropriate lighting brightness in accordance with the 25%, 50%, 75%, 100% brightness hot keys easily. What's more, it's with the 10 Seconds/30 second/1 minute delay off function, this can realize more humanized to used.

Technical Parameters

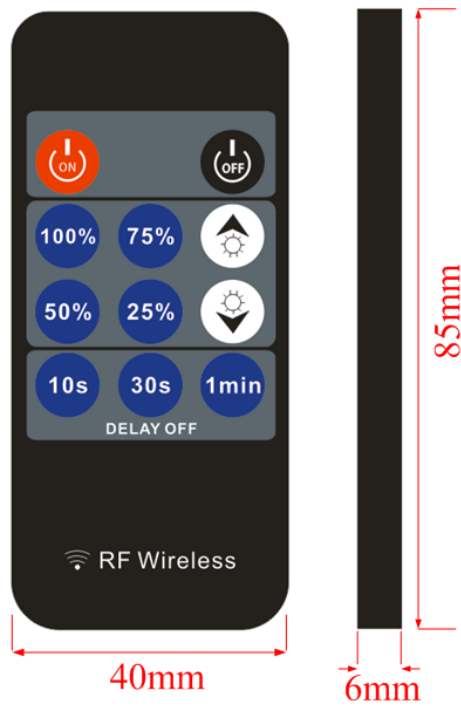
- Working temperature: -20~55°C
- Supply voltage: DC12V~24V
- Output: 2 Channel(2ch signal are the same)
- Connection mode: Common anode
- Controller size: L85×W45×H23mm
- Net weight: 58g
- Static power consumption: <1W
- Output current: <4A/CH
- Output power: 12V:< 96W; 24V:<192W

External Dimension

(Controller size)




(Remote size)



Connection description:

Power input interface :



Adopt DC female based & male and female connector with screw.

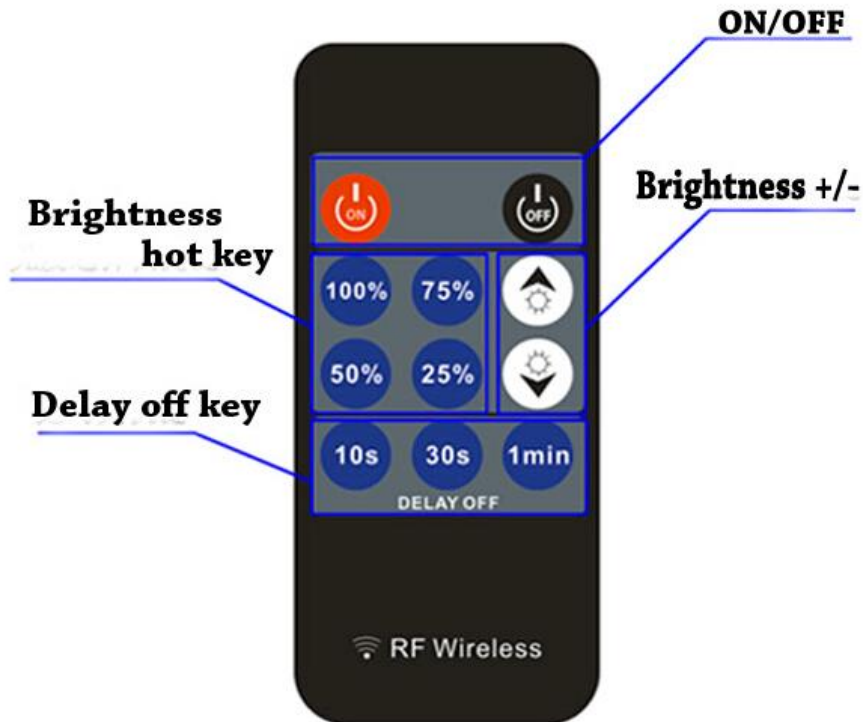
Load output interface::



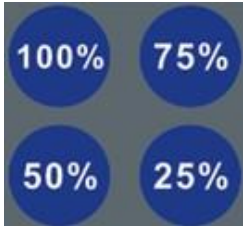



Adopt male and female connector with screw.

Direction for use:

- Connect the load wire at first, following by the power wire; Please ensure short circuit can not occur between connecting wire before you turn on the power;
- Adopt wireless RF 11 keys remote control, its function as follows:



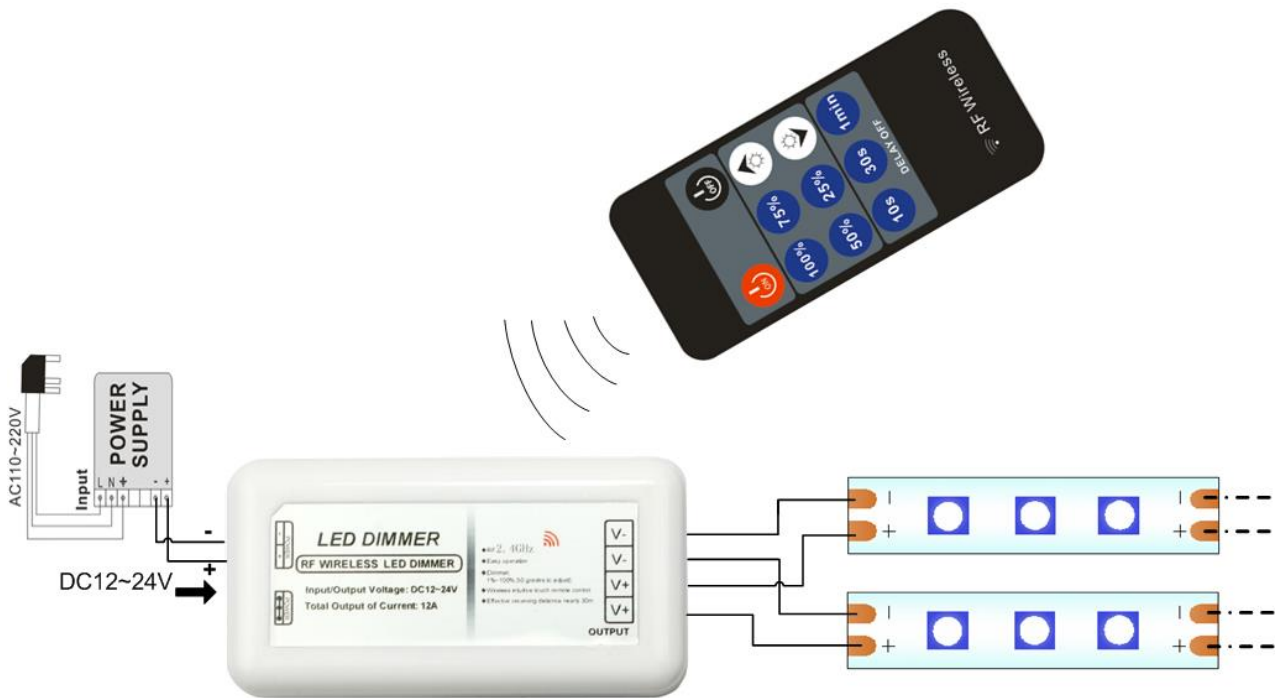
Symbol	Key Name	Key Instruction
	ON/OFF	Turn on or off the controller output at any state.
	Brightness ±	When the controller is on, press these keys to increase/decrease the brightness of the output load.
	Brightness hot key	When the controller is on, to choose the correspond 100%、75%、50% or 25% brightness by pressing these four keys.
	Delay OFF Key	When the controller is on, to press these key, the light output will be flash (off-on) for one time ,and it will turn off in 10seconds ,30seconds or 1 minute automatically.

- Match code instruction: Each dimmer is already match code with the unique remote,User if want to match

code again, please press the 25% brightness button  within 3 seconds after power the dimmer.

- one dimmer can be match code with two remote at the same time,that means to make two remote to controlled one dimmer. Besides, we can make one remote to controlled different dimmer at the same time , only to make al the receiver code are the same.

Typical Applications:



Cautions

- 1、 This products Input voltage is DC12~24V,other input voltage are not allowed.
- 2、 Lead wire should be connected correctly,according to the wire color and the connecting diagram offers.
- 3、 Overload are prohibited.