

FLEX NEON

FNHI.X067.1024 RGB



FEATURE

- Seamless and uniform light output, dot free
- Bendable at horizontal directio
- IP67 protectio
- Robust housing with high quality silicon, UV proof for true outdoor applicatio
- Easy installation with clips and bendable trac
- Cut-able for flexible applicatio

TECHNICAL DETAILS

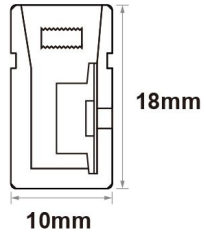
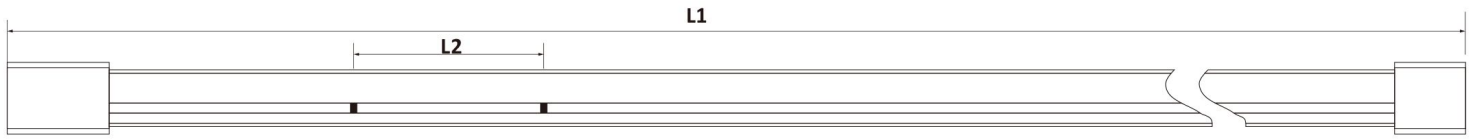
Product No.	FNHI.X067.1024
Power(w/M)	14
Voltage(v)	24
CRI	-
Led type	5050
Length/Reel(m)	5

LUMENS PER METER

COLOR TEMPERATURE	FNHI.X067.1024
● Red	615~625nm /50lm
● Green	520~530nm /120lm
● Blue	460~470nm /30lm

* The given data are typical values. Due to tolerances of the production process and the electrical components, values for light output and electrical power can vary up to 10%.

DIMENSION

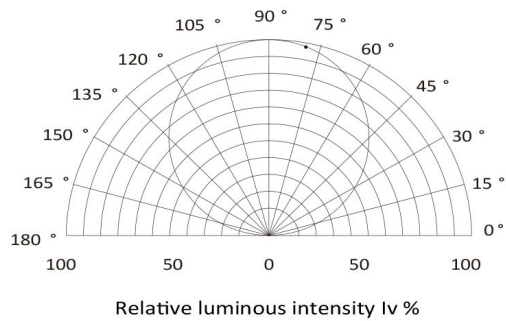


FNHI.X067.1024

Tolerance

L1(mm)	5050	+10
L2(mm)	100	±2

LIGHT DISTRIBUTION



WORKING CONDITIONS

Working Temperature (°C)	-25~60
Storage Temperature(°C)	-30~80
Voltage Range(V dc)	23~25
Reverse Voltage(V dc)	25

SAFETY WARNING

- Install in accordance with national standards and local electrical codes.
- This product must be installed and maintained by a qualified electrician.
- Only install it with Class 2 DC constant voltage driver, Do not use this product if it does not comply with Class 2 standard.
- The power of drive must meet the output of the rated power, and do not exceed the specified output power.
- Use a cable with rated temperature at least 80 ° C and be certified for external connection of the electrical equipment.
- Improper electrical installation may cause the cable to overheat and cause a fire. Please use a suitable cable between the driver, the lamp, and the controller. When selecting a wire, the voltage and current must meet the rated values.
- The LED module itself and all its components must not be mechanically stressed.
- Assembly must not damage or destroy conducting paths on the circuit board.
- To avoid mechanical damage, the LED modules should be attached securely to the intended substrate. Heavy vibration should be avoided.
- Installation of LED modules (with power supplies) needs to be made with regard to all applicable electrical and safety standards. Only qualified personnel should be allowed to perform installation.
- Observe correct polarity! Incorrect polarity will lead to no light emission and may cause damage of the LED module.
- Parallel connection is highly recommended as safe electrical operation mode. Serial connection is not recommended. Unbalanced voltage drop can cause hazardous overload and damage the LED module.
- When mounting on metallic or otherwise conductive surfaces, there needs to be an electrical isolation at soldering points between module and the mounting surface.
- Pay attention to ESD steps when mounting the module.
- Please ensure that the power supply is of adequate power to operate the total load.
- Damage by corrosion will not be honored as a materials defect claim. It is the user's responsibility to provide suitable protection against corrosive agents such as moisture and condensation and other harmful elements.
- For application involving exposure to humidity and dust the module must be protected by a fixture or housing with a suitable protection class.

ACCESSORIES KIT



End cap with hole

End cap without hole

Bracket

End cap glue

Glue tip mout

Screw

FNHI.X067.1024

End cap with hole(pc)	2
End cap without hole(pc)	4
Bracket(pc)	10
End cap glue(pc)	2
Glue tip mout (pc)	2
Screw(pc)	10

PACKING

FNHI.X067.1024

Box dimension(mm)	330x305x330
Gross weight(Kg)	13.7
Net weight(Kg)	11.2
Bag quantity(bags/carton)	10

ORDER CODE

	Product No	Order Code
	FNHI.X067.1024	931-7-02-0-000001
	-	-
	-	-
FNHI.X067.1024	-	-
	-	-
	-	-
	-	-
	-	-

